

WHS Graduates Survey Report – June 2008

Prepared by Ann L. Clani, Survey Report Writer

Betty Tom, Interviewer

June 2 – 27, 2008

History of WHS Survey

We began collecting data on our graduates since the summer of 1997. Mrs. Thompson wrote the first survey reports for six summers, and I wrote the reports for 2003 to 2008.

The WHS Survey Report has two parts: Part I explains the outcomes of June 2008 face-to-face interviews and Part II describes the overall ten-year study, Class of 1998 to Class of 2007. Ms. Betty Tom, the interviewer, did a good job in collecting questionnaires in a short period of time, June 2 to June 28, 2008.

Purpose of Collecting Data

We are interested in our former students to find out what they are doing with their lives after they have graduated from Wingate High School. They have the valued information to let us know what our strengths and weaknesses are to improve our academic and residential programs.

The alumnus completes a three-page questionnaire of follow-up questions on Wingate High School. Part I seeks personal information from the participant. Part II questions the experiences of academic courses and programs, residential support programs, and extracurricular activities. And Part IV evaluates the teaching and practices in the classroom of the four core classes, and including the residential and guidance department.

The Privacy Act for federal records of information is strictly enforced in reviewing any data obtained for this report. The collected questionnaires are saved for a year. The 2008 Survey Report will be available on WHS website www.whs.bia.edu by September 2008.

Data Collection: Concern

We like to hear more success stories about our alumni, however, we were able to interview only graduates that were staying home, attending local colleges, or working close to home in a nearby town. The interviewer made home visits to mostly people within the Eastern Navajo Chapter boundaries.

We did two things differently this summer to obtain more information from students that are working in the day time. Ms. Tom adjusted her working hours to work some evenings and weekends. I sent out thirty-one letters to alumnus that are residing in Sells, AZ, White River, AZ, and to students that are living more than 80 miles away. The letters were sent out the first week and given a deadline to return the completed questionnaire by June 25, 2008. As of June 25, four Unclaimed Letters were returned, and twenty-seven letters were claimed at the post office. Unfortunately, not a single completed questionnaire was sent back.

The problem is the short (four weeks) period of time given to the interviewer and to be traveling long distances to Albuquerque and/or Arizona colleges and universities to find success stories. Every summer, our survey report is somewhat blunt because our information lacks participants that are in college and/or have earned their college degree. I recommend the following for next year's alumni survey.

Recommendations

1. June 2009 - Hire two interviewers to travel to New Mexico and Arizona colleges and universities to interview former graduates. Hire the Report Writer in July 2009 to write the report.
2. Another alternative would be to hire a full-time liaison to keep track of our graduates year round. Many alumni return during homecoming football and basketball games, also during graduation. The WHS website will become a useful tool for the liaison.

Class of 2008, Wingate High

Every graduating class must meet two tests before they can pick up their high school diploma from Mrs. Francisco, our school registrar. The first test is to pass the New Mexico High School Proficiency Examination (4 parts: English, Math, Science, and Social Studies), and the second test is to pass all required courses for Wingate High School.

After 2008 Summer School was completed, we had a total of 70 seniors that graduated with a high school diploma. Thirteen students did not pass their New Mexico High School Proficiency Examination. Students that did not meet the WHS course requirements will also return in the fall to complete their studies.

Class of	Total Seniors	Diplomas	Certificate of Attendance	*Career Readiness	Return in the Fall	NMHSPE -did not pass
2008	97	70=72.2%	0	7	14	13
2007	118	93=78.8%	0	3	25	Unavailable

*Student receives a diploma in the Career Readiness and Abilities Program.

Graduation Rate for WHS, School Year 2007/2008

The graduation rate is calculated after summer school is completed. We had a total of 215 freshmen (9th grade) enrolled during the 40th day of school, Fall 2004. The following is a breakdown of what happened to the 9th grade students for the next four years.

Freshman Enrollment, Fall 2004, 40 th day	215
Stayed with Wingate High School, 4 or 5 years to graduate	59
Did not graduate from Wingate HS, Spring/Summer 2008	151

Breakdown of 151 students not graduating from WHS

Return in the fall to complete studies	14
Transferred	39
Treatment	12
Expelled	12
Over Age	1
Dropped for non-attendance	26
Dropped for other reasons	<u>47</u>
Total	151

Next, we calculate our graduation rate. We take the freshman enrollment of 215 (four years back) and subtract the transfers, it totals to 176. Now take the number of graduates that attended WHS for four or five years which is 59 and divide it by 176. The answer is 33.52%. The graduation rate for Wingate High School for School Year 2007/2008 is 33.52%.

Last year we were not allowed to count our graduating seniors that stayed with us for four years or more to earn their diploma. After summer school 2008, two seniors were able to complete their studies in five years and are included in the number of the graduating class.

WHS Graduation Rate

Class of 2008	33.52%
Class of 2007	32.9 %

2008 Summer Interviews

A spreadsheet is created for June 2008 listing of summer interviews. We had a total of 61 questionnaires completed; two phone interviews, two questionnaires were mailed in and 57 face to face interviews. We received information from relatives that two graduates are in the military service. Here is the listing of the summer interviews.

Gender	Yr.Grad	Address	Chapter	Comment
Female	1998	P.O. Box 563, Church Rock, NM 87311	Church Rock	Face to Face 2008
Male	1999		Prewitt	Face to Face 2008
Female	1999	P.O. Box 721, Church Rock, NM 87311	Church Rock	Face to Face 2008
Female	1999	P.O. Box 467, Church Rock, NM 87311		Face to Face 2008
Female	2000	P.O. Box 69, Crownpoint, NM 87313	Becenti	Face to Face 2008
Female	2000	P.O. Box 841, Crownpoint, NM 87313	Dalton Pass	Face to Face 2008
Male	2000	P.O. Box 645, Ft. Wingate, NM 87316	Church Rock	Face to Face 2008
Male	2000	7800 S. Rainbow Apt 2084, Las Vegas,NV 89139	Iyanbito	Phone Interview
Male	2001	P.O. Box 3794, Gallup, NM 87305	Pinedale	Face to Face 2008
Female	2001	P.O. Box 627, Ft. Wingate, NM 87316	Iyanbito	Face to Face 2008
Female	2002	P.O. Box 892, Church Rock, NM 87311	Pinedale	Face to Face 2008
Female	2003	P.O. Box 341, Vanderwagon, NM 87326		Face to Face 2008
Female	2003	P.O. Box 3739, Gallup, NM 87305		Face to Face 2008
Female	2003	P.O. Box 964, Gamerco, NM 87317	Rock Springs	Face to Face 2008
Female	2003	P.O. Box 153, Church Rock, NM 87311		Face to Face 2008
Male	2003	P.O. Box 964, Gamerco, NM 87317		Face to Face 2008
Female	2003	P.O. Box 964, Gamerco, NM 87317	Rock Springs	Face to Face 2008

Female	2004	P.O. Box 3794, Gallup, NM 87305	Pinedale	Face to Face 2008
Male	2004	P.O. Box 514, Mentmore, NM 87319	Tseyatoh	Face to Face 2008
Female	2004	P.O. Box 616, Ft. Wingate, NM 87316	Iyanbito	Face to Face 2008
Female	2004	P.O. Box 153, Church Rock, NM 87311	Church Rock	Face to Face 2008
Female	2004	P.O. Box 2261, Gallup, NM 87305	Iyanbito	Face to Face 2008
Female	2004	P.O. Box 4268, YahTaHey, NM 87375		Face to Face 2008
Female	2005	P.O. Box 1403, Thoreau, NM 87323	Pinedale	Face to Face 2008
Male	2005	P.O. Box 5111, Gallup, NM 87305		Face to Face 2008
Female	2005	P.O. Box 159, Ft. Wingate, NM 87316	Iyanbito	Face to Face 2008
Female	2006	P.O. Box 514, Mentmore, NM 87319	Tseyatoh	Face to Face 2008
Male	2006			Military
Female	2006	P.O. Box 191, Vanderwagon, NM 87326		Face to Face 2008
Male	2006	P.O. Box 89		Face to Face 2008
Male	2006	P.O. Box 70, Thoreau, NM		Face to Face 2008
Male	2006			Military
Male	2006	P.O. Box 4268, YahTaHey, NM 87375	Twin Lakes	Face to Face 2008
Female	2006	P.O. Box 96, Gallup, NM 87305	Bread Springs	Face to Face 2008
Male	2006	P.O. Box 228, Vanderwagon, NM 87326	Manuelito	Face to Face 2008
Female	2006	P.O. Box 1552, Gallup, NM 87305	Red Rock	Face to Face 2008
Male	2007	P.O. Box 1336, Church Rock, NM 87311	Pinedale	Face to Face 2008
Male	2007	P.O. Box 4063, Yahtahey, NM 87375		Face to Face 2008
Male	2007	P.O. Box 42, Rehoboth, NM	Church Rock	Face to Face 2008
Female	2007	P.O. Box 289, Houck, Arizona 86506	Lupton	Face to Face 2008
Female	2007	P.O. Box 7, Brimhall, NM 87310	Coyote Canyon	Face to Face 2008
Female	2007	P.O. Box 1417, Crownpoint, NM 87313	Standing Rock	Mailed In 2008
Female	2007	P.O. Box 3959, Tohajiilee, New Mexico	Tohajiilee	Face to Face 2008
Female	2007	P.O. Box 153, Church Rock, NM 87311	Church Rock	Face to Face 2008
Male	2007	P.O. Box 2431, Gallup, NM 87305	Bread Springs	Face to Face 2008
Female	2007	P.O. Box 293, Vanderwagon, NM 87326	Red Rock	Face to Face 2008
Male	2007	P.O. Box 37, Prewitt, New Mexico	Baca	Phone Interview
Female	2007	P.O. Box 70, Thoreau, NM	Mariano Lake	Face to Face 2008
Male	2007	P.O. Box 194, Mentmore, NM 87319	Tsa-ya-toh	Face to Face 2008
Female	2007	P.O. Box 872, Church Rock, NM 87311	Pinedale	Face to Face 2008
Male	2007	P.O. Box 1115, Church Rock, NM 87311	Pinedale	Face to Face 2008
Female	2007	P.O. Box 1259, Church Rock, NM	Church Rock	Face to Face 2008
Female	2007	1975 E.University Dr.Apt. 322, Tempe, AZ		Mailed In 2008
Female	2007	816 E.Hill Ave., Gallup, NM 87301		Face to Face 2008
Female	2007	P.O. Box 386, Gallup, NM 87305	Bread Springs	Face to Face 2008
Male	2007	P.O. Box 636, Gallup, NM 87305	Red Rock	Face to Face 2008
Female	2007	P.O. Box 636, Gallup, NM 87305	Red Rock	Face to Face 2008
Female	2007	P.O. Box 1060, Church Rock, NM 87311	Iyanbito	Face to Face 2008
Female	2007	P.O. Box 2261, Gallup, NM 87305	Iyanbito	Face to Face 2008
Female	2007	P.O. Box 3666, Gallup, NM 87305		Face to Face 2008
Male	2007	P.O. Box 71, Gallup, NM 87305		Face to Face 2008
Female	2007	P.O. Box 1121, Church Rock, NM 87311		Face to Face 2008
Female	2007	P.O. Box 282, Church Rock, NM 87311	Church Rock	Face to Face 2008

Note: Graduates are not identified by name due to privacy act.

Methods Used to Collect Data

The interviewer obtained data using three methods: the use of telephone for interviews, face to face interviews, and allowing participants to send in their completed questionnaire. The method of using face to face interviews was very effective this summer. Sixty-one questionnaires were completed.

WHS Website

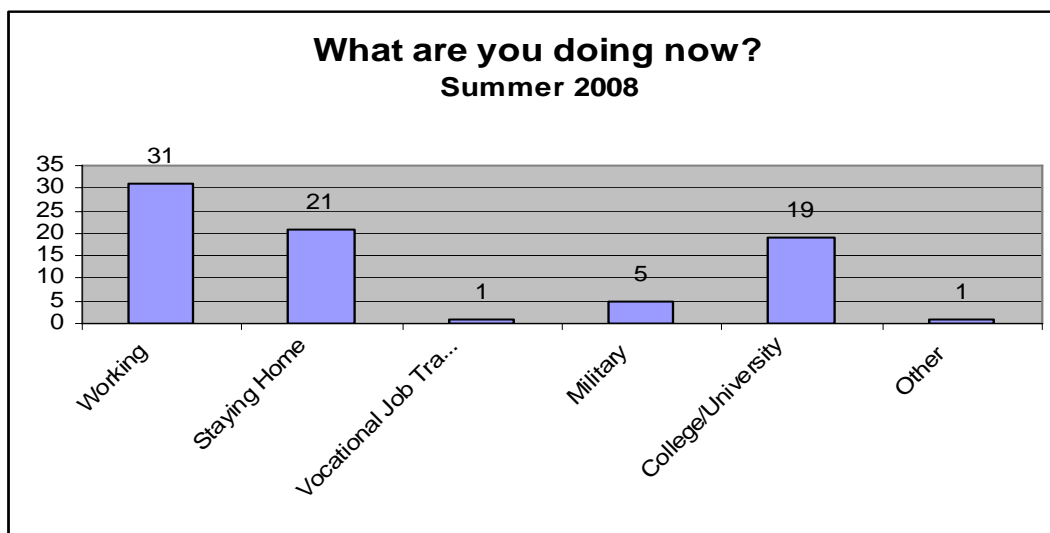
We will update our link for Graduate Survey in September 2008. The introductory letter requesting the alumni to complete the 3-page questionnaire needs to be revised. The WHS website should be the most convenient method to use, especially for the college student. The 2008 Graduate Survey Report will be available to the public also in September 2008.

Highlights of the 3-page Questionnaire: 61 Participants

Part II – Follow-up Questions: What are you doing now?

Working (31)

For each of the questions, I will list no more than ten answers. All answers are chosen randomly. The first question, “**What are you doing now? You may check more than one.**” The data collected creates the following column graph.



The majority of the participants (31) were working. Some of the jobs listed are as follows:

Technician Lab in Las Vegas, NV	\$26.25 per hour
Shift Manager, Intel, Albuquerque	\$12.65 per hour
Assistant Manager, Loan Co.	\$10.00 per hour
Transportation Inspector	\$10.88 per hour
Flagger/Laborer	\$15.80 per hour
Kitchen Helper	\$ 7.17 per hour
Grounds men in Arkansas	\$11.00 per hour
Day Care, Teacher's Assistant	\$ 6.50 per hour
Cash Count Team, Casino Arizona	\$12.50 per hour

Correctional Officer

\$10.55 per hour

Staying Home (21)

For the first time the “staying at home” people outnumbered the students that are attending colleges or universities. More graduates that have graduated in the 1990’s and some from the 2000’s are staying home now. One person put it this way, “the cost of gasoline is so high that it is not worth flipping burgers anymore.”

College/University (19)

Nineteen participants are attending college and/or university. Below is a list of colleges or universities that they are attending and their area of study:

Erie Community College, Buffalo, NY
UNM Branch – Gallup (8):

Culinary Arts
General Studies, Liberal Arts
Nursing (4),
Pre-Childhood Education, and
Information Technology
Dental Hygienist
Electrical Trades
Engineering
Journalism
Computer Science
Human Relations

Yavapai College, Prescott, AZ
Central NM Community College, Alb., NM
Arizona State University, Phoenix, AZ
Scottsdale Community College, Scottsdale, AZ
Haskell Indian Nations University, Lawrence, KS
College of the Southwest, Hobbs, NM

Part III: Experiences at Wingate High School

The first question is, “**What Programs at WHS helped you the most? You may check more than one.** *The AR Reading program which is no longer implemented in our school curriculum received the highest vote as a program that helped the previous graduates.* The other top four programs were academy programs, athletic teams, academic programs, and visits to postsecondary schools. See the tally count below.

Tally Count	WHS Programs – Summer 2008
21	Academy Programs: Freshman, Sophomore, and Career Academy
25	A/R Reading Program
22	Athletic Teams
22	Academic Programs (Gate, Block 8, Tutoring, Special Ed., etc.)
21	Visits to postsecondary schools: colleges, universities, voc-tech schools
13	ROTC
6	Student Council
9	Recreational Programs
17	Visits by military and college recruiters
8	Other: yearbook, NHS, Rodeo, Art, 44 Club, and AISES
5	Health Services
3	IRG (Intensive Residential Guidance)
11	Residence Hall Family Groups
5	Counseling Programs

- 4 Substance Abuse (Sentence to Harmony)
- 3 Support Groups

The next question is, "**How did these programs help you?**" Some of the responses are:

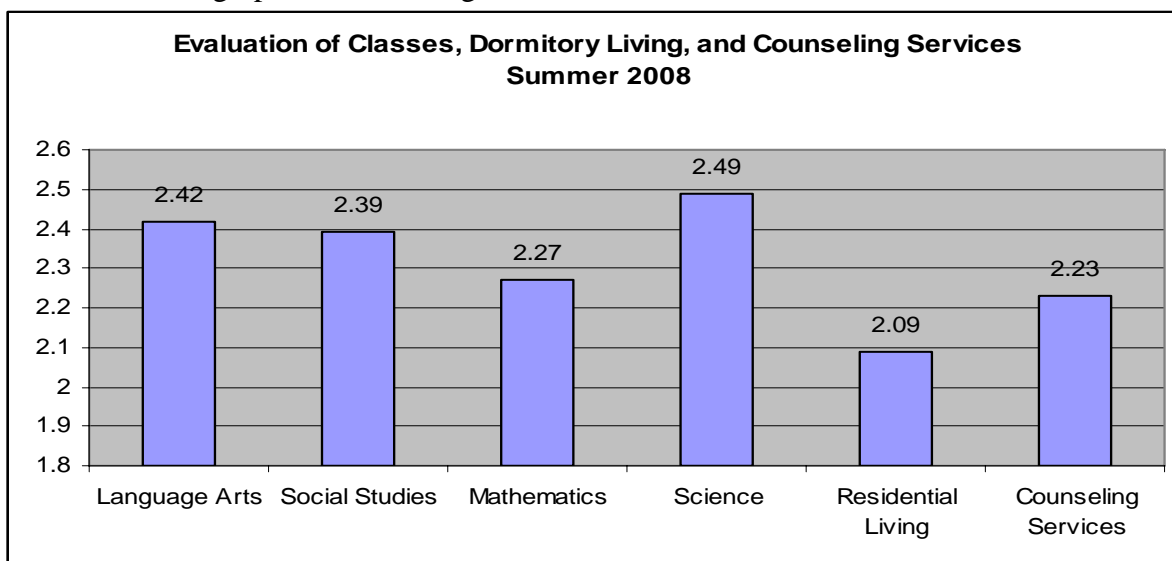
- The block schedule focused more on academics and gave us time to work and ask questions.
- Substance Abuse Program – It taught me not to abuse drugs.
- It worked the brain. It's great that we did what we did.
- These programs made me believe in myself and helped me to motivate myself.
- Sports kept me busy and my AR teacher (Mr. Ashworth) always gave work and had someone in class to tell us a little bit about college.
- Athletics – It kept me thinking that anything is possible. You just have to keep working on it.
- It helped me to improve on my skills in leadership and team work.
- They gave me more information and input to colleges and knowledge of outside communities.
- Make decisions, explore the world, and be somebody.
- They opened the doors for me that I did not even know existed.

Part IV: Evaluation

On a scale of 1 to 3, the participants rate their experience and observation about the following six items at Wingate High School: Classroom instruction - variety of course offerings, grading practices and policies; tests given; special assistance; and adequacy in career education and planning; dormitory living, and counseling services.

Rating Scale: 1 – Poor, needs major improvement
 2 – Fair, some improvement needed
 3 – Satisfied, no change necessary

Below is a graph demonstrating the outcome of the evaluation.



For the past three years, the mathematics department received the highest rating. However, this summer the rating has changed. The highest rating went to the science department and the following were some of the positive responses about the science courses.

- It was fun to experiment with different things
- The class was hard but it was nice to take it
- Too complicated
- Need more science classes
- Need more teaching on how things work and how things are done and the results of it

Remarks made on other core classes:

- The math classes were pretty challenging
- Gertner (Algebra 2) is an awesome teacher
- I really like all the English classes and I really learned a lot
- LA – good instruction and very informative
- Math – my hardest subject, explain more in detail on concepts for more understanding

Remarks made on dormitory living:

- I like it because I like to be with my friend during my free time
- Great people
- Very old and creepy
- The dorm staff were friendly and always helpful
- Need to learn more home living skills, independency and to be your own person, and having respect between students and staff

Remarks made on counseling services:

- I never really went here but they do their job well
- Just need to understand the student's problem more
- Counselor did do her part with Seniors and graduation planning, but counselor never put effort into student's career
- Need safe environment and learning centers for students

Ratings for Evaluating WHS: 2003 to 2008

Our Report Card – Where do we need to improve?						
	2003	2004	2005	2006	2007	2008
Language Arts	2.32	2.67	2.46	2.38	2.25	2.42
Social Studies	2.19	2.36	2.38	2.17	2.15	2.39
Mathematics	2.64	2.75	2.59	2.68	2.67	2.27
Science	2.40	2.63	2.50	2.36	2.51	2.49
Residential Living	2.00	2.00	2.15	1.97	2.10	2.09
Guidance Depart.	2.13	2.20	2.19	2.15	2.12	2.23

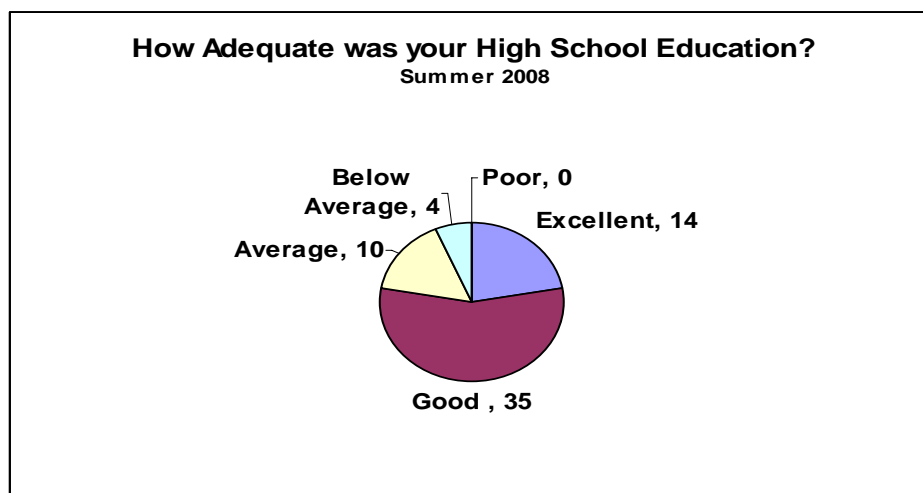
The next question is, “**What skills did you need for your job, voc-tech training, college, or military service that Wingate High School did not provide?**” Students seem to be well satisfied with their education at Wingate High School. These are some answers.

- Offer driving course as an elective class
- Leadership Training
- More varieties of Pre-Trade
- Time Management
- Financial classes and more college prep classes

Now the last second question, “**What do our present students need to know that will help them after they have graduated?**” Here are the responses:

- Life is hard, don’t give up. Guidance and good advice helps a lot.
- Go right into college and stay in school
- Never give up, you’re on your own, and don’t do drugs
- They need to have some knowledge about life insurance, it’s an easy smart way to invest your money and have you covered for the future
- Do your best, work hard, and believe in yourself
- They should continue their education
- Work hard, nothing is easy after high school
- Learn to schedule things and do things on your own
- Go to work and save money for college or whatever plans they have. Go to college, the experience is worth it.
- Start thinking about what they want to be or do with their life, plan early and get prepared, and be serious about learning.

The last question is, “**How adequate was your overall high school education?**” Check one: Excellent, Good, Average, Below Average or Poor. Below the pie chart shows 35 participants voted to having a GOOD education at Wingate High School.



PART II, Ten-Year Study

The Ten-Year Study Results: The overall statistics for Class of 1998 through Class of 2007. **Reminder:** The entire WHS Graduate Survey is derived from a total of 533 responses from 823 graduates. This is a response of 64.76%.

Wingate High School Graduates, 1997 - 2007

Class of 1998	97
Class of 1999	101
Class of 2000	115
Class of 2001	71
Class of 2002	60
Class of 2003	62
Class of 2004	71
Class of 2005	72
Class of 2006	81
Class of 2007	93
Total	823

Data Collection for Interviews:

All data collected are hand written on the three-page questionnaire. No audiotape or other sophisticated technical instrument is used. The responses from the questionnaires are tallied and keyed into the computer.

Limitations:

No training and/or guidelines were provided on procedures for introducing the interviewer(s) to the graduates, response recording procedures, length of the interview, and information regarding reliability and confidentiality.

Statistics on Wingate High School Graduates Class of 1998 - 2008

Class of	Received H.S. Diploma	Diploma Earned – within a year from graduating	Certificate of Attendance			Dates – working on WHS Graduate Survey
			Regular Program	Career Readiness	Abilities	
1998	97					6/3-6/30, GLT
1999	101					6/2-6/30, GLT
2000	115					5/31-6/30, GLT
2001	71					6/4-7/13, GLT
2002	60					5/28-6/28, GLT
2003	62	-----	33	0	0	5/27-6/27, ALC
2004	71	13	14	4	0	6/1-7/2, ALC
2005	72	14	11	0	0	7/1-7/15, ALC
2006	81	9	20	5	3	7/3-8/2, ALC
2007	93	-----	----	3	1	7/2-7/27, ALC
2008	70	-----	0	7	-----	6/2-7/3, ALC

The total graduates for ten years, Class of 1998 to 2007 = 823. This is the total amount used in calculating percentages for the interviews.

Interviews

The interviewer makes home visits and attempts to get as many questionnaires completed as possible within the four-week time period. So far, this is the best method to use in collecting more data. Below is a graph that illustrates the results for summer 1998 to summer 2008. The percentage for interviews is 64.76%.

		Total amt. Interviews	Sum of Classes	Percentage
Summer 1998	Class of 1992 – 1997	61	609	10.02%
Summer 1999	Class of 1992 – 1998	55	706	7.79%
Summer 2000	Class of 1992 – 1999	36	807	4.46%
Summer 2001	Class of 1992 – 2000	51	922	5.53%
Summer 2002	Class of 1992 Recruiters =35	72	993	7.25%
Summer 2003	Class of 1992 – 2002 Recruiters = 8	38	1053	3.61%
Summer 2004	Class of 1994 – 2003 Recruiters = 2	27	885	3.05%
Summer 2005	Class of 1995-2004 Recruiters=4	34	843	4.03%
Summer 2006	Class of 1996 – 2005 Recruiters = 3	45	821	5.48%
Summer 2007	Class of 1997-2006	53	810	6.54%
Summer 2008	Class of 1998-2007 Recruiters=2	61	823	7.41%
Total Face to Face Interviews		533	823	64.76%

Below is a graph of which courses helped the students the most for the past ten years. Math and Algebra is leading the tally count with Language Arts and Communications coming in second.

What Courses Helped the Most? Class of 1998 - 2007

Class of	All	LA & Comm.	Math & Alg.	Bus. & Comp	Science	SS	AVS/CCTE	Navajo	* Fine Art	Ag
1992-2004	35	194	396	80	23	8	12	7	6	3
2005	2	21	26	2	6	0	1	1	2	0
2006	7	13	29	2	10	3	3	0	1	0
2007	4	28	28	5	7	2	1	0	*9	0
Totals	48	256	479	89	46	13	17	8	18	3

*The number includes ROTC and PE classes.

What Programs Helped the Most? Class of 1992 - 2007

Class of	Substance Abuse	Visits to Post-Secondary schools	Athletic Teams	Clubs	Recreational Programs	Visits by Military	Residence Hall Family Groups	Academic Programs	ROTC	Counseling	Health
1992 - 2004	27	154	174	113	101	73	94	89	89	42	25
2005	2	11	14	1	7	12	8	15	8	3	3
2006	2	16	21	8	8	7	4	13	13	3	5
2007	4	21	22	8	9	17	11	21	13	5	5
Total	35	202	231	130	125	109	117	138	123	53	38

Athletic Teams received the highest tally count of 231. The students love playing sports especially basketball and football. We also need to give credit to the parents and the bear fans. Rain, snow or shine, we have our bear fans in line for basketball games.

RATINGS OF ACADEMIC DEPARTMENTS, 1992 – 2007

3 - Satisfied

2 - Fair, Some Improvement Needed

1 - Poor, Needs Major Improvement

Summer of 1992-2004	Language Arts	Social Studies	Math	Science	Residential	Guidance
Average	2.50	2.32	2.66	2.48	2.13	2.27
2005	2.38	2.17	2.68	2.36	1.97	2.15
2006	2.25	2.15	2.67	2.51	2.10	2.12
2007	2.42	2.39	2.27	2.49	2.09	2.23
Average	2.39	2.26	2.57	2.46	2.07	2.19

The highest rating was earned by the Science Department for summer 2008 survey. However, the highest average went to the Math Department.

How Adequate Was Your Overall High School Education? Class of 1992 – 2007

Summer Survey	Excellent	Good	Average	Below Average	Poor
1992 - 2004	158	178	113	10	4
2005	11	15	14	2	0
2006	13	22	18	2	0
2007	14	35	10	4	0
Overall Total	182	215	145	14	4

Overall, Wingate High graduates received a good education.